Precision & Vision

Beijing Wandong Medical Technology Co., Ltd.
Address: Building 3 No.9 Jiuxianqiaodong Road,
Chaoyang District, 100015,Beijing, P.R.China
Tel: +86-10-84575792/3/5/6
Fax: +86-10-84575794
Web: www.wandong.com.cn
E-mail: International@wandong.com.cn
Note: Design and specification subject to change without notice.

DTJY-YB05/WD2023.08-01A

WDM 万东

NEW ORIENTAL 1000N5s

/ Digital Radiographic X-ray Machine /

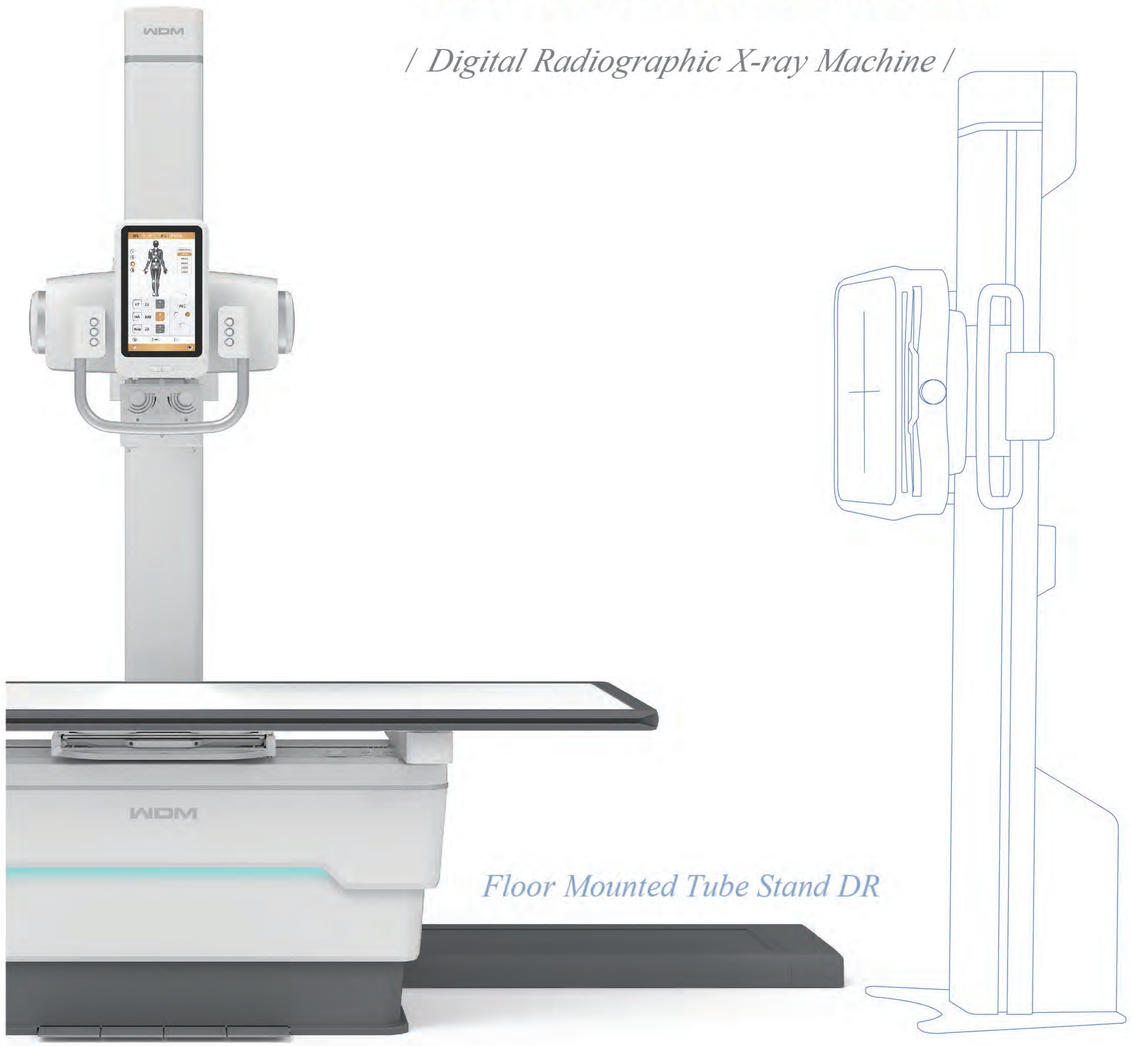

Floor Mounted Tube Stand DR

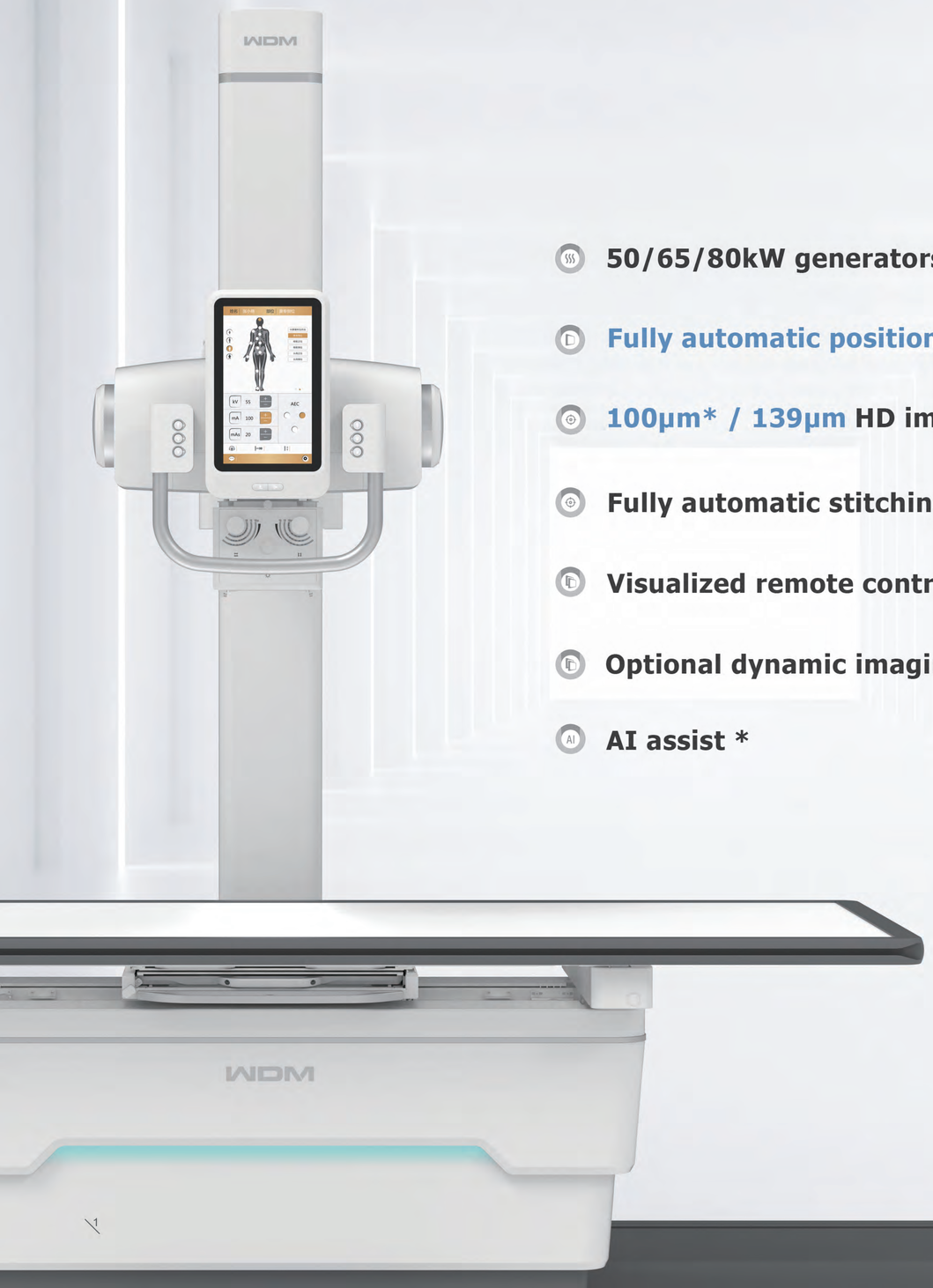

- 50/65/80kW generators available as options
- Fully automatic positioning intelligent control
- 100μm* / 139μm HD imaging
- Fully automatic stitching *
- Visualized remote control *
- Optional dynamic imaging *
- AI assist *

* Optional configuration

Dual-column DR

The New Oriental 1000N5s boasts a cutting-edge, high-end configuration, enabling the acquisition of high-definition images at the 100μm level.

Equipped with advanced clinical features such as fully automated manipulation and automatic stitching, it delivers an efficient and convenient imaging examination experience for clinical applications, catering to a variety of clinical needs.

HD Vision

2.4/5G Dual-band wireless transmission

17"X17" Large FOV

Pixel pitch 100μm * / 139um

Optional dynamic FPD

Low dose DQE 75%

Fast charging in bucky

Low Dose Control

DAP display
Real-time radiation dose display

iAEC Function **
Comprehensive auto exposure control, accurate dose control for each body parts□ No artifacts of ion chamber, improving image clarity.

Detachable oscillating grid
Meet the Low dose pediatric applications and thick body radiography needs.

Linear Noise Elimination
The linear noise is eliminated while no image detail loss, keeping high edge resolution with no extra artifact generated.

Intelligent Communication
Patent technology to improve transmission stability under complex electromagnetic environment.

Intelligent Control

Fully Automatic Positioning

One-key automatic conversion between standing and lying positions, with 11 common positions fully automatically positioning, facilitating doctor's operations.

Bi-directional automatic tracking of the tube and detector in both vertical and horizontal positions, making positioning quick and convenient.

Electric height adjustable table, facilitating examinations for the elderly, children, and patients with moving inconvenience

Four-way floating tabletop with electromagnetic brake, for easy operation.

One-key Automatic Stitching *

Stitching program with no shifting of X-ray tube focus effectively improves success rate.

Minimized overlapping makes the stitching length longer under the same number of exposures.

AEC and histogram equalization algorithm are applied to acquire series of images at unified brightness and contrast level.

"Tele-Eye" Visualization Navigation System

Enables contactless and precise positioning across chambers, reinforcing infection control measures in the hospital, and facilitating an efficient workflow.

Touchscreen control, at your fingertips

Patient information
Positioning tutorials
Image preview
Mechanical position display
APR
Portrait/Landscape adaptive display
Exposure data

*Optional

Global service caring for you

24hours online support

Quick response and remote technical support, on-line trouble shooting, spare parts inventory and quick delivery.

Free software upgrade

Fully self-developed acquisition platform, free lifetime software upgrade, always providing you the excellent experience.

Professional team

Wandong imaging products has been installed in over 90 countries, more than 100 distributors and authorized service partners are ready to provide professional service.

Regular maintenance
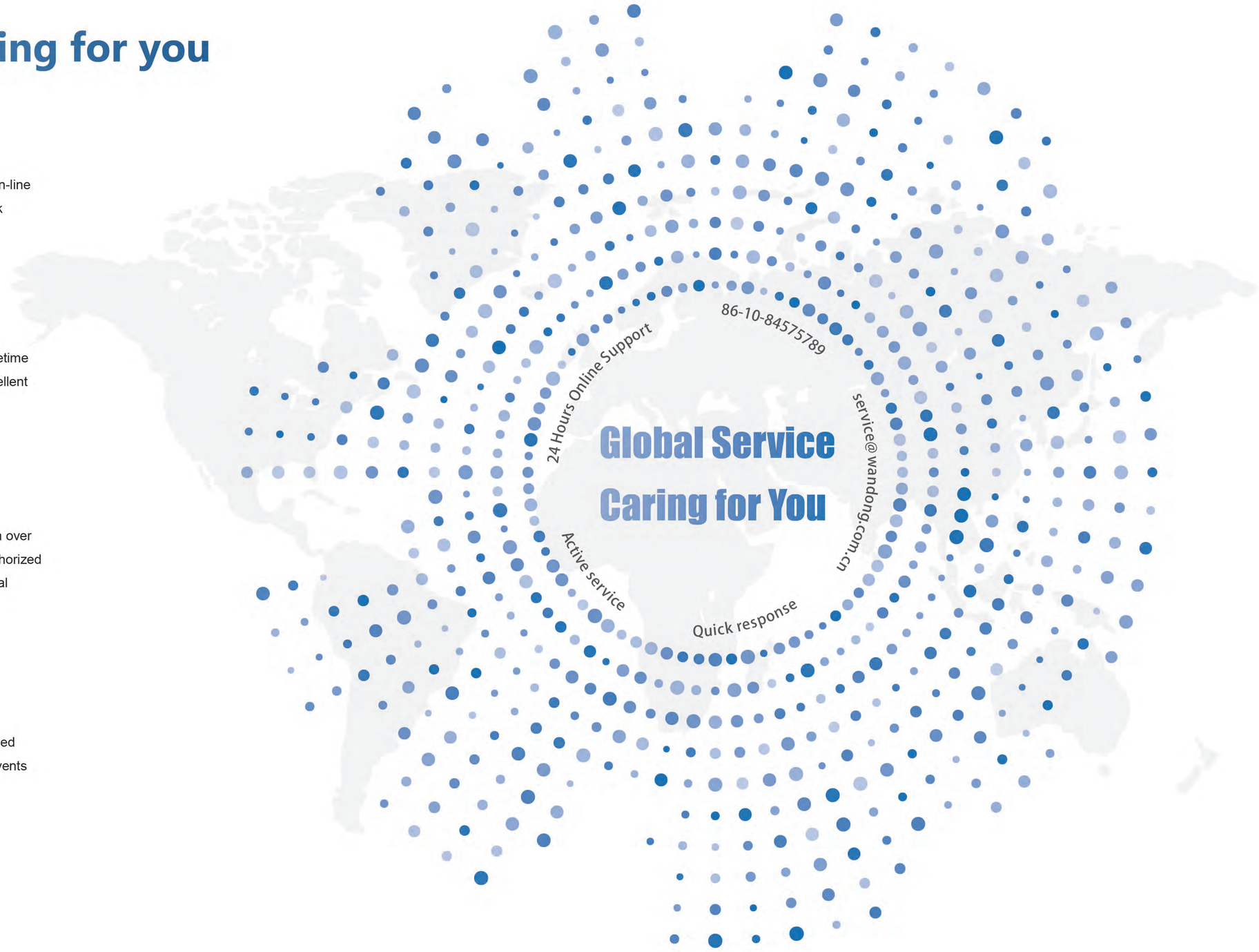
Regular maintenance by experienced and qualified engineers, guarantees the stable operation, prevents major failures, and extends the equipment life.